

Simple Beam.

Our power solution, simplified.

Simple Beam has the full power capacity of our more robust systems with a simplified leg and slim profile.



REVISED MARCH 2024



SIMPLE BEAM

CLUSTER SIZE

2PK | 4PK | 6PK | 8PK | 10PK

DIMENSIONS

Module: 48 | 54 | 60 | 66 | 72
System: 18"H
Beam Depth: 3.5"D
Overall Depth: 12"D

POWER

Duplex: (2) Per user
Circuit Distribution: 2PK 2-Circuits | (2) Line 1, (2) Line 2
4PK 2-Circuits | (4) Line 1, (4) Line 2
6PK 3-Circuits | (4) Line 1, (4) Line 2, (4) Line 3
8PK 4-Circuits | (4) Line 1, (4) Line 2, (4) Line 3, (4) Line 4
10PK 4-Circuits | (5) Line 1, (5) Line 2, (5) Line 3, (5) Line 4
3+1 (default) | 2+2
Circuit Keying: Stamped | Colored
Controlled Circuit Duplex: **Controlled duplex not included unless requested*
Data: (1) Knockout per user
Data Knockout Dimensions: 2.75"W x 1.375"H can accommodate 4 data port plate
Infeed (UL Listed): 72"L, Metallic Liquid Tight, Hardwired, Straight Coupler

**For additional power information and non-standard options see the Pair Power Understanding Guide*

DESIGN DETAILS

Glide: No leveling capability

FINISHES *(Refer to Pair Palette)*

Base: Metal
Duplex: Black | White

PERFECT PAIR-ING *(Refer to Product Brochures)*

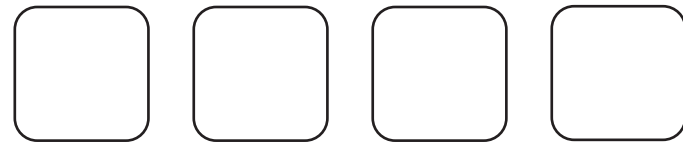
Belay: Work



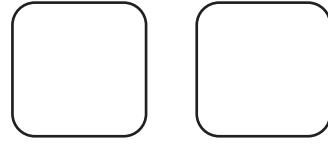
SIMPLE BEAM | DIMENSIONS



VENEER



ash maple hickory white oak



rustic white oak walnut

WRAPPED LAMINATE

**woodgrains contain texture*



salt smoke karl dusk



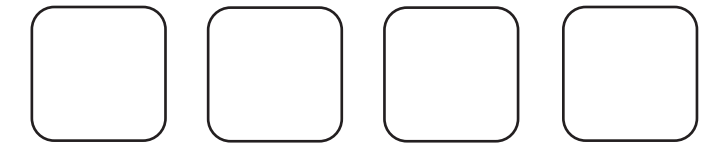
nutmeg cocoa

SOFT TOUCH LAMINATE



snow white velvet (15501-31) silver velvet (15503-31) charcoal velvet (15504-31) black velvet (15505-31)

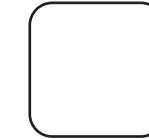
LAMINATE



designer white (D354-60) fashion grey (D381-60) north sea (D90-60) manitoba maple (7911-60)



landmark wood (7981K-12) new age oak (7938K-12) natural recon (7996K-12) walnut heights (7965K-12)



black (1595-60)

METAL



olive gloss storm gloss ash gloss gumby gloss



wave gloss apollo gloss carbon gloss abyss gloss



midnight gloss midnight matte ghost gloss ghost matte mist gloss sunny gloss



blush gloss rouge gloss salmon gloss fire gloss

WOOL

**additional colorways available at a premium*



chain affix regard append



group affinity work combo



frame relate bracket serendipity



partner mix compound

PET



fennel chia basil juniper



jasmine paprika cumin dash



pepper licorice

MISCELLANEOUS



felt ink cork

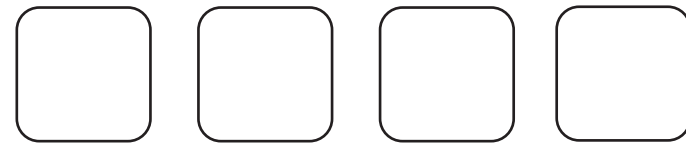


whiteboard woodboard baltic birch exposed plywood baltic birch leather saddle



soft touch plastic carbon metal black oxide metal brushed nickel

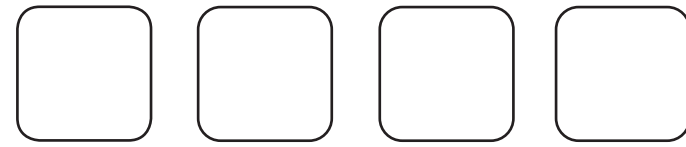
SOFT TOUCH GLASS



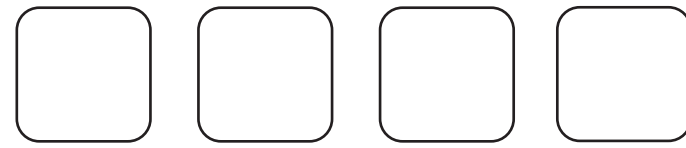
olive storm ash gumby



wave apollo carbon abyss

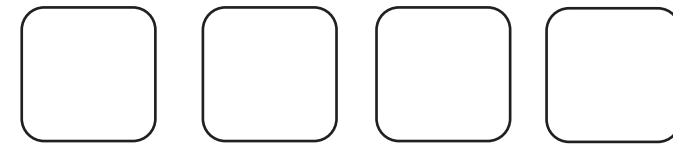


midnight ghost mist sunny

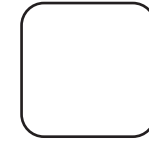


blush rouge salmon fire

BUZZIFELT

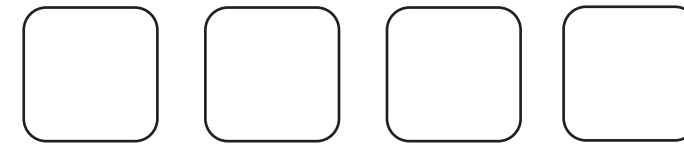


orange offwhite stonegrey lightblue



jeans

BIO PLASTIC



sage forest ocean cobalt



clay eggshell ochre blossom



terracotta onyx

SIMPLE BEAM | SUSTAINABILITY

SCS IAQ GOLD

SCS Global Services certified for low VOC emissions with the most transparent indoor air quality (IAQ) standard for furniture and building materials. The Indoor Advantage and Indoor Advantage Gold standard aligns with both ANSI/BIFMA M7.1 and X7.1, and CA 01350. It is recognized by the EPA and GSA, and qualifies for many building rating systems, including LEED v4, BREEAM, WELL Building, and Living Building Challenge.

HPD TESTED

The HPD provides a chemical inventory of a building product and characterizes the level of concern about each ingredient. Most, if not all, of the chemicals in the product are disclosed by Pair, providing greater transparency in selecting products for buildings.

Untethered Power System:

This HPD includes the Pair product lines for workstations: SWING, SWING JR., SIMPLE BEAM, and OLLI. These systems are comparable in product attributes because they include a freestanding beam for power and data distribution. The power system can be used to delineate space and support various modes of individual and collaborative work.

Fabric:

This HPD covers fabric accessories to the Pair Product lines. Traverse from focus work to a collaborative environment in minutes by enhancing your workspace with Sidekicks offering screening and seating solutions designed to fit the needs of any workplace. Includes products: OLLI/SWING, POWER SLEEVE, BYOT POWER SLEEVE, FELT CABLE MANAGER, SWING BEAM MOUNTED SCREEN, SWING MODESTY, OLLI CUSHION, OLLI BUTTERFLY SCREEN, MIX DIVIDER SCREEN, HANGING BOARD, and HANGING SCREEN.

Metal & Wood:

This HPD covers wood and metal accessories to the Pair Product lines. Traverse from focus work to a collaborative environment in minutes by enhancing your workspace with Sidekicks and Elements designed to fit the needs of any workplace. Products included in this category: PLANTER HOOK, OLLI COAT RACK, OLLI FRAME, OLLI MEETING TABLE, STACKABLE CADDY, STACKABLE PLANTER, STACKABLE STORAGE, OLLI PLUG, BAG HOOK, TUCK, MIX INFILLS, SWING END PANEL, FADE CABLE CHASE, and NEST.





Email hello@madebypair.com for more information.