

# Cape.

Make the most out of your space with Cape.

This wall-mounted solution allows you to maximize collaboration in smaller areas. Gather round for a quick meeting, brainstorm, or a video conference. Whether or not you add your own tech, Cape allows for simple, customizable power. Pick a shape that matches your style!



## CAPE

### DIMENSIONS

Surface Depth:	Rectangle & D-Shape: 36"   42"   48" Trapezoid: 42"/30"   48"/36"
Surface Width:	48"   54"   60"   66"   72"
Surface Thickness:	1.25"
Overall Height:	29"H

### STYLES

Surface Shape:	D-Shape   Rectangle   Trapezoid
Surface Edge:	Flat
Surface Corner:	Square   6" Radius
Base:	Floating Wall Bracket + Post

### DESIGN DETAILS

(1) Piece Top:	48"W - 72"W
Glide:	1.75" Leveler

### POWERED

Power:	<a href="#">Burele</a> 4-Port Hole Mount
Standard Configurations:	(4) Power (3) Power, (1) USB-A+C (2) Power, (2) USB-A+C (2) Power, (1) USB-A+C, (1) Open Port (2) Power, (2) Open
Finish:	White Gloss   Black Gloss
Infeed:	Softwired (UL Listed), 72"L, 15 AMPS
Trough Access:	Removable Trays

### NON-POWERED

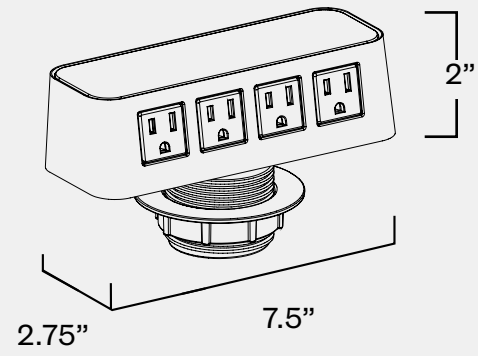
Grommet	
Grommet Finish:	Black   Brushed Nickel
No Cutout	

### FINISHES *(Refer to Pair Palette)*

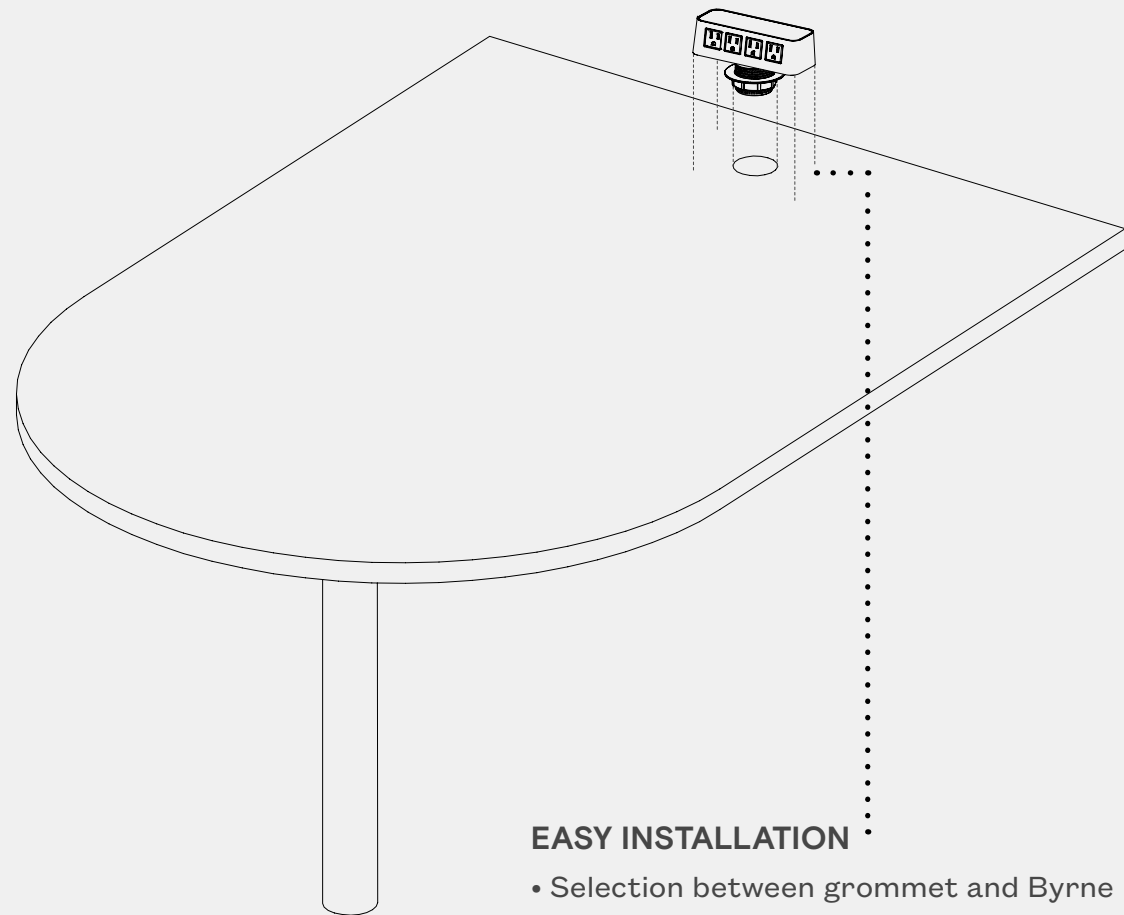
Surface:	Veneer   Laminate
Edge Band:	Matching   Exposed Baltic Birch Plywood
Base:	Metal



BURELÉ



GROMMET



**EASY INSTALLATION**

- Selection between grommet and Byrne Burele is required
- Byrne Burele installs through tabletop

**EASY POWER**


Plug electronics into the table-mounted **Burelé**



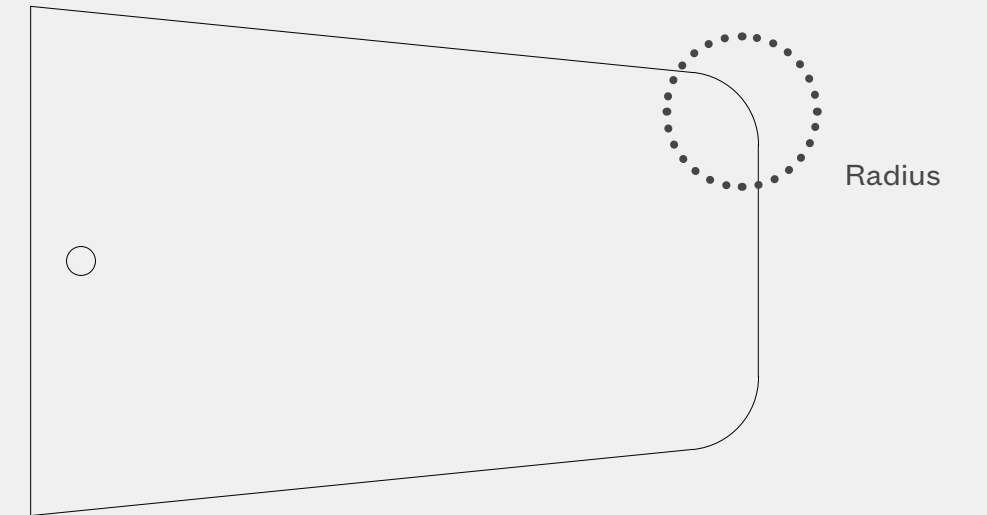

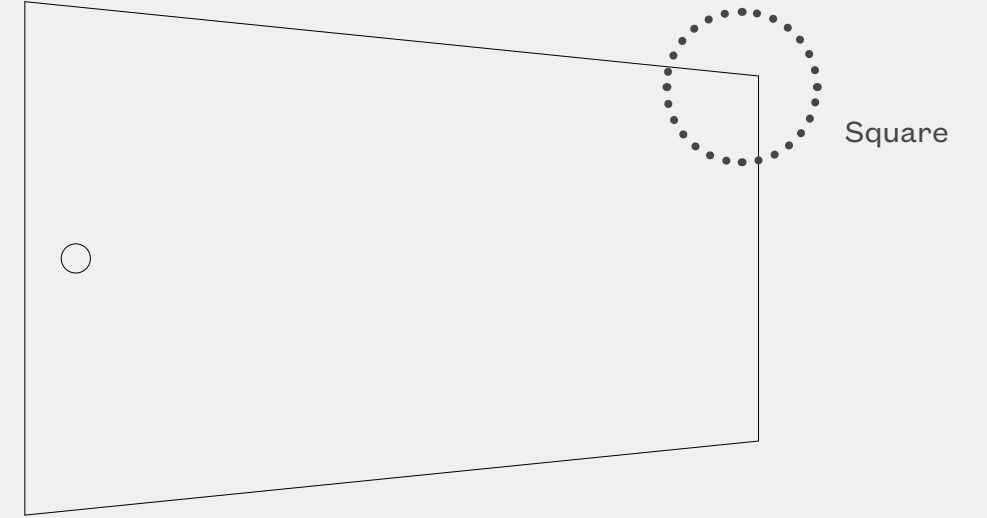
D-SHAPE

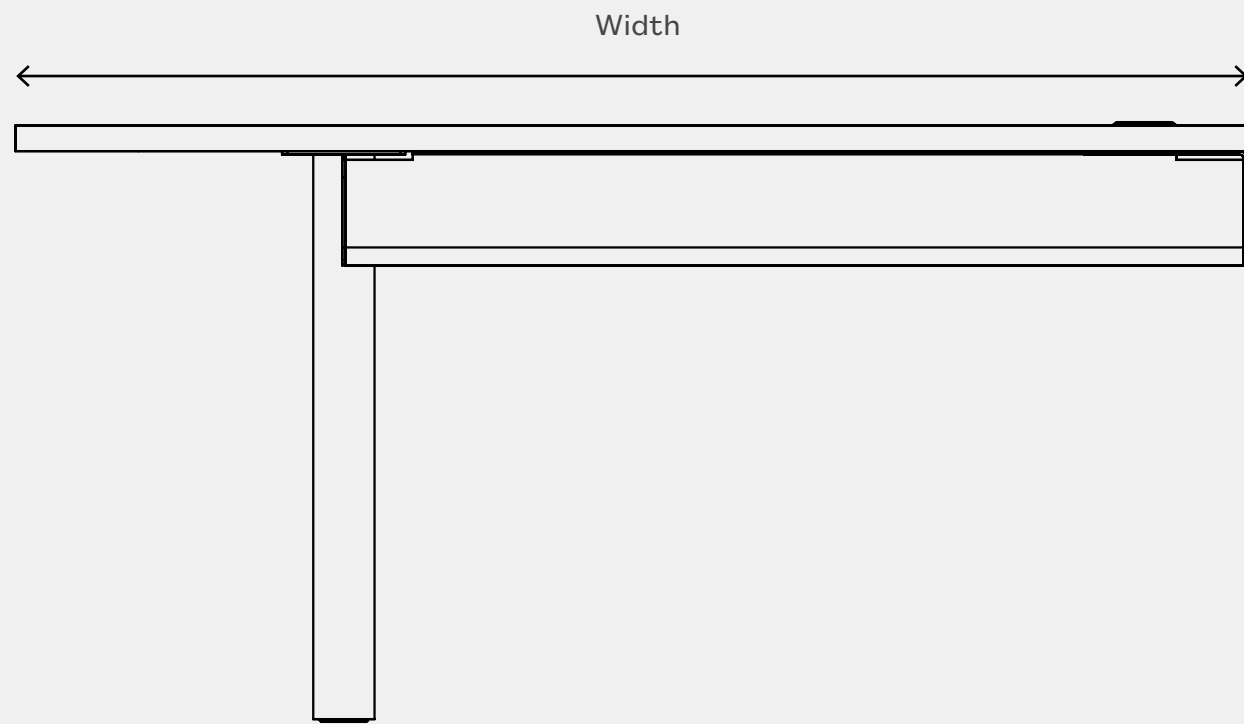


RECTANGLE

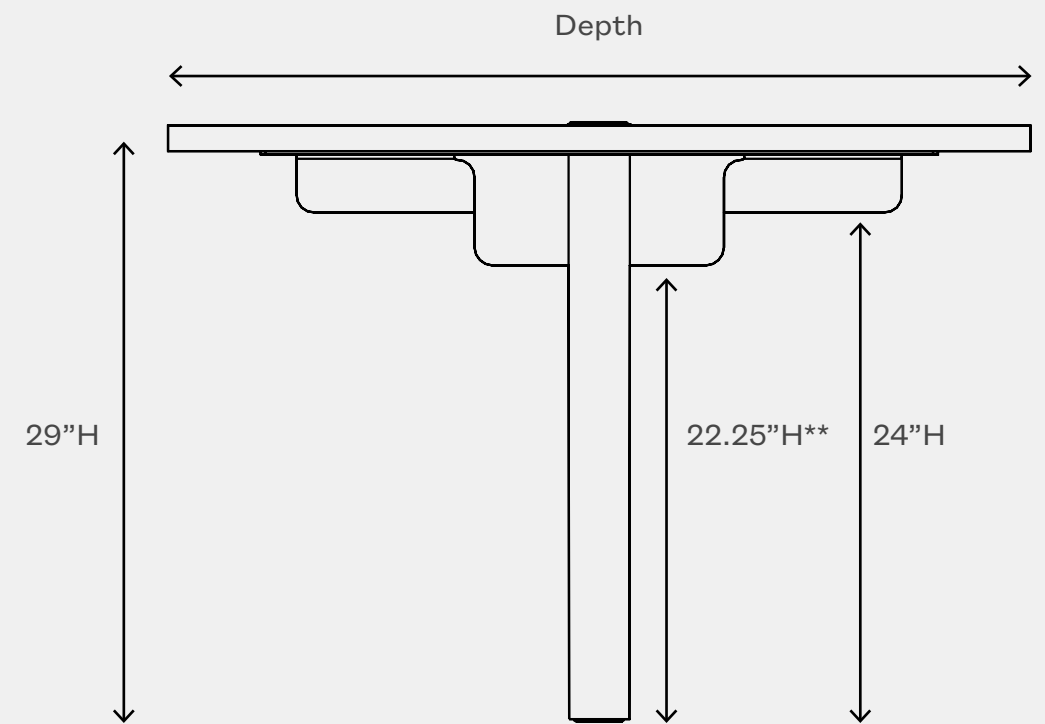


TRAPEZOID

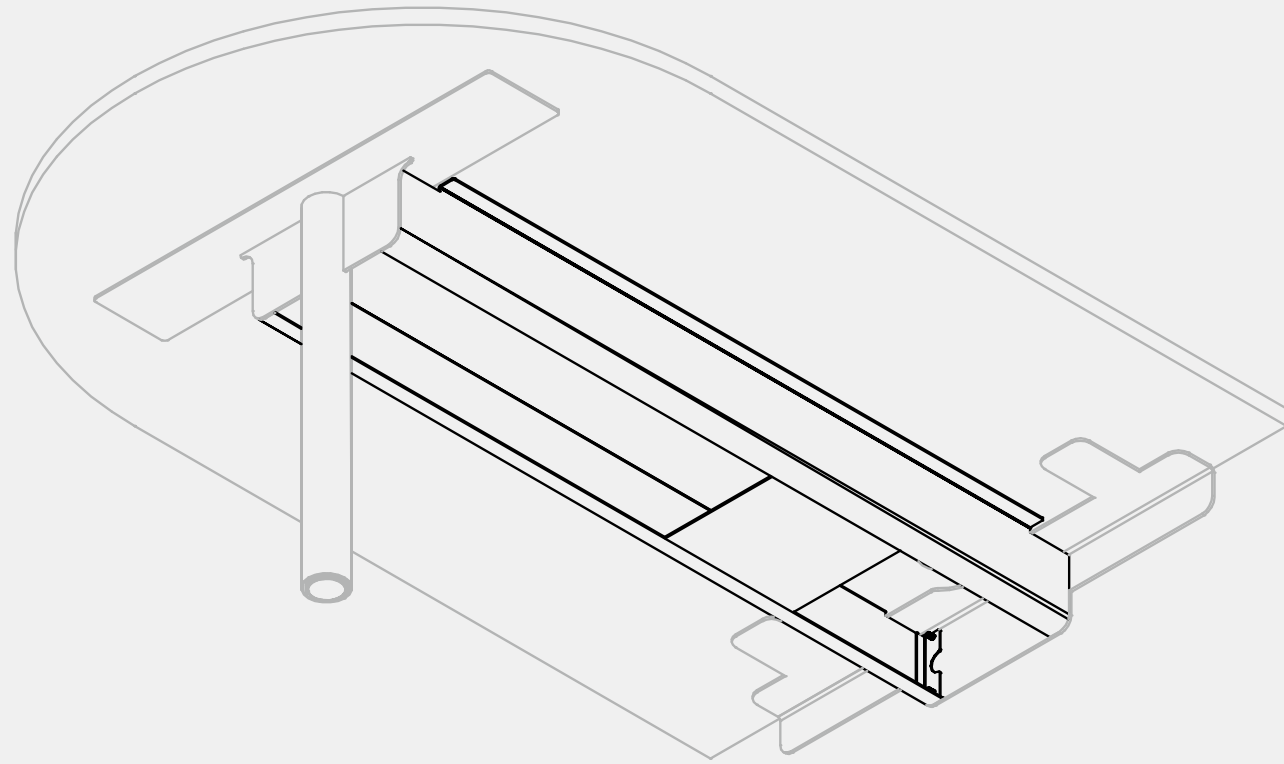




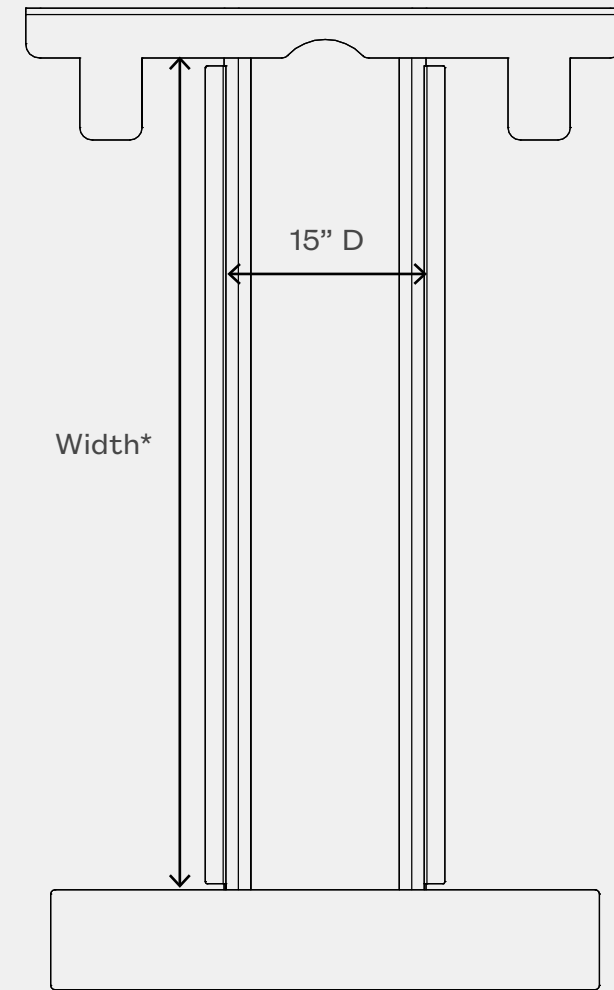
FRONT ELEVATION



SIDE ELEVATION




UNDERSIDE VIEW



TROUGH DETAIL

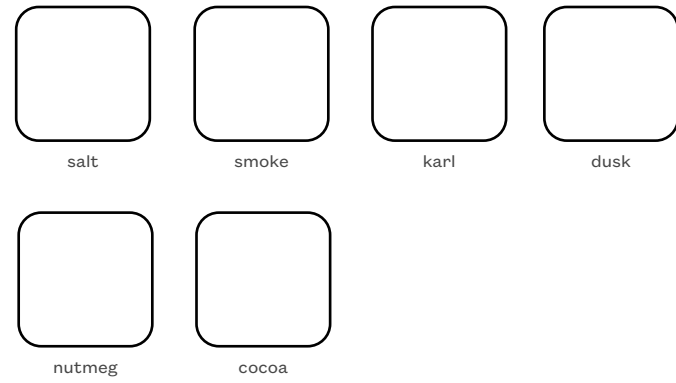
*\*Trough's width will vary depending on the width of table.*

## VENEER




## WRAPPED LAMINATE

*\*woodgrains contain texture*



## SOFT TOUCH LAMINATE



## LAMINATE




## METAL

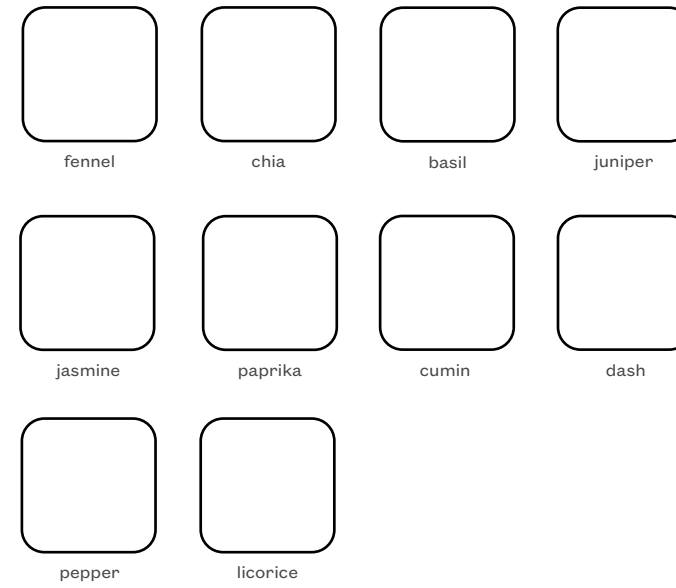


## WOOL

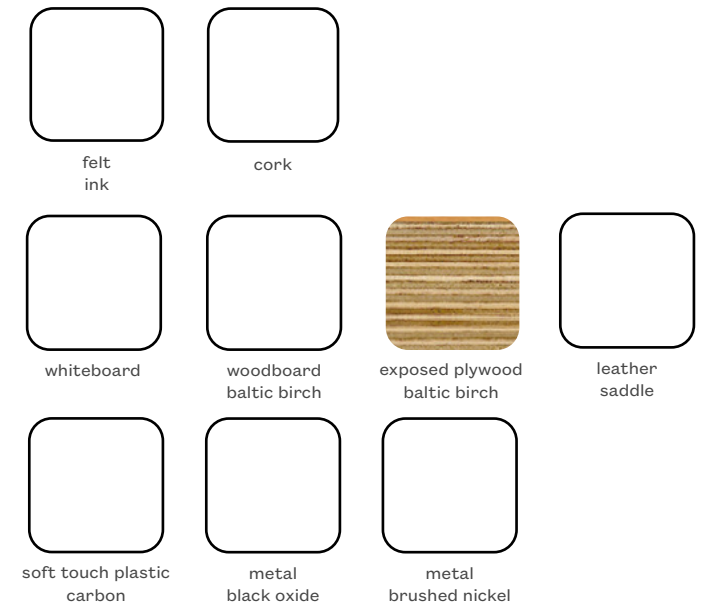
*\*additional colorways available at a premium*



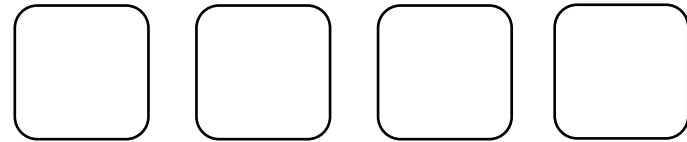
## PET



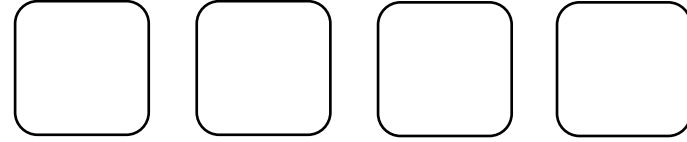
## MISCELLANEOUS



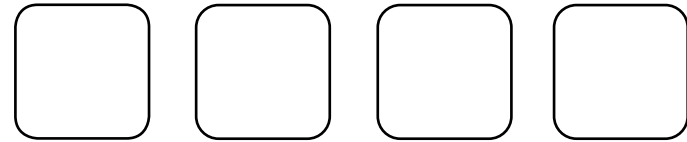
SOFT TOUCH GLASS



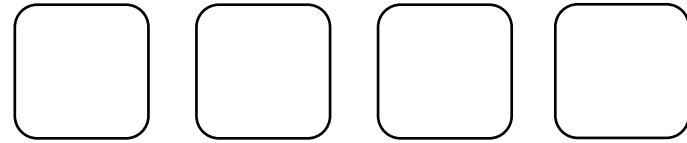
olive storm ash gumby



wave apollo carbon abyss

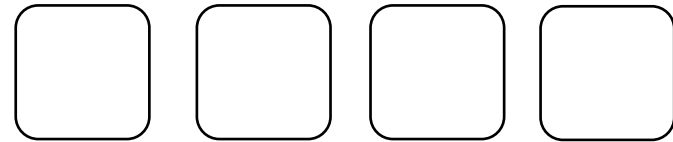


midnight ghost mist sunny




blush rouge salmon fire

BUZZIFELT



orange offwhite stonegrey lightblue



jeans

BIO PLASTIC



sage forest ocean cobalt



clay eggshell ochre blossom



terracotta onyx



## SCS IAQ GOLD

SCS Global Services certified for low VOC emissions with the most transparent indoor air quality (IAQ) standard for furniture and building materials. The Indoor Advantage and Indoor Advantage Gold standard aligns with both ANSI/BIFMA M7.1 and X7.1, and CA 01350. It is recognized by the EPA and GSA, and qualifies for many building rating systems, including LEED v4, BREEAM, WELL Building, and Living Building Challenge.

## HPD TESTED

The HPD provides a chemical inventory of a building product and characterizes the level of concern about each ingredient. Most, if not all, of the chemicals in the product are disclosed by Pair, providing greater transparency in selecting products for buildings.

### Untethered Power System:

This HPD includes the Pair product lines for workstations: SWING, SWING JR., SIMPLE BEAM, and OLLI. These systems are comparable in product attributes because they include a freestanding beam for power and data distribution. The power system can be used to delineate space and support various modes of individual and collaborative work.

### Fabric:

This HPD covers fabric accessories to the Pair Product lines. Traverse from focus work to a collaborative environment in minutes by enhancing your workspace with Sidekicks offering screening and seating solutions designed to fit the needs of any workplace. Includes products: OLLI/SWING, POWER SLEEVE, BYOT POWER SLEEVE, FELT CABLE MANAGER, SWING BEAM MOUNTED SCREEN, SWING MODESTY, OLLI CUSHION, OLLI BUTTERFLY SCREEN, MIX DIVIDER SCREEN, HANGING BOARD, and HANGING SCREEN.

### Metal & Wood:

This HPD covers wood and metal accessories to the Pair Product lines. Traverse from focus work to a collaborative environment in minutes by enhancing your workspace with Sidekicks and Elements designed to fit the needs of any workplace. Products included in this category: PLANTER HOOK, OLLI COAT RACK, OLLI FRAME, OLLI MEETING TABLE, STACKABLE CADDY, STACKABLE PLANTER, STACKABLE STORAGE, OLLI PLUG, BAG HOOK, TUCK, MIX INFILLS, SWING END PANEL, FADE CABLE CHASE, and NEST.





Email [hello@madebypair.com](mailto:hello@madebypair.com) for more information.